


Made in
Australia



BERENDS

Front End Loader Attachments

These Australian made and designed attachments are suited to front end loaders fitted with the Eurohitch (Global) system.

Front End Loader Pallet Forks

Load Rating tested to 1100kg (AS2359) at 600mm load centres



100 x 50 x 6mm reinforced tines with bevelled ends.

Model	Code 0298/0281
Fork Length	1100mm
Overall Weight	140kg
Overall Height	960mm
Overall Width	1120mm

Adjustable tines with maximum width at 900mm tine centres. Easy to adjust with locking bolt to secure in position.

Front End Loader Silage Forks

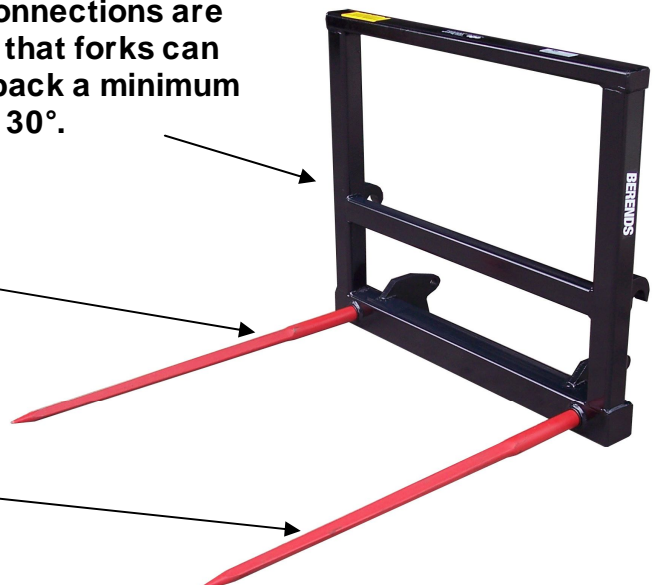
Load Rating tested to 1100kg (AS2359) at 600mm load centres

Model	0299/0280
Fork Length	1100mm
Overall Weight	88kg
Overall Height	960mm
Overall Width	1120mm


Eurohitch connections are mounted so that forks can be crowded back a minimum of 30°.

Tensile strength of tine is 150kp/mm². Maximum load of 15,500N at 600mm distance from mounting sleeve.

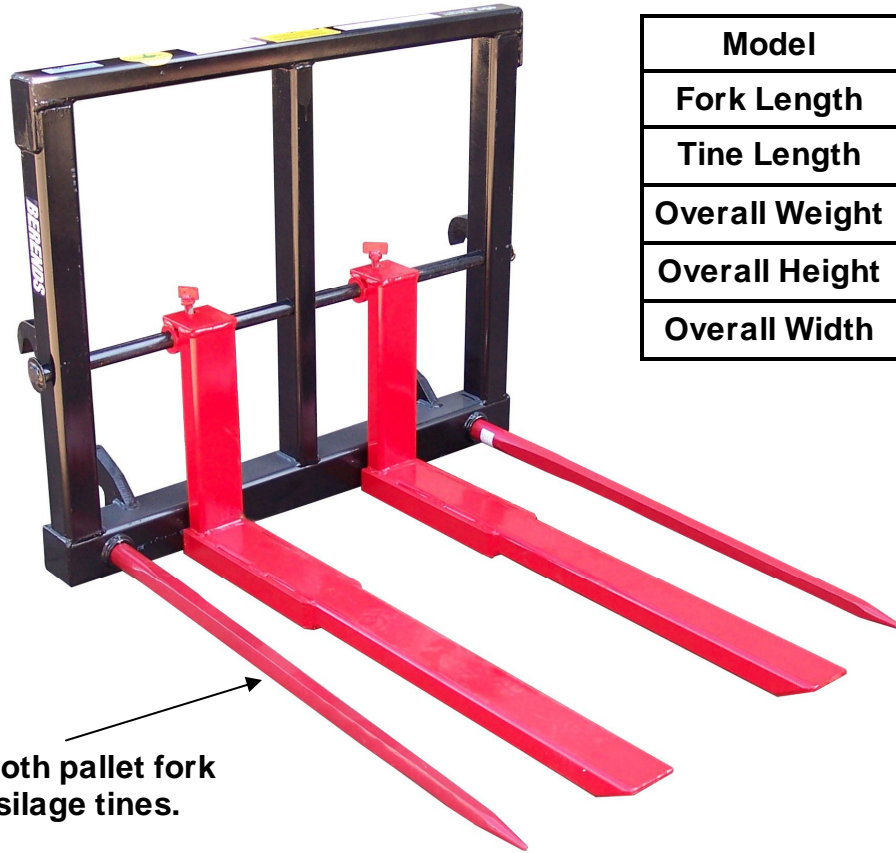
1100mm Straight Conus II bolt on tines with eccentric nut. Other sizes available on request.



**Made in
Australia**



Front End Loader Combination Pallet Fork/silage Fork



Model	0283/0282
Fork Length	1100mm
Tine Length	1100mm
Overall Weight	165kg
Overall Height	960mm
Overall Width	1120mm

Fitted with both pallet fork
tines and silage tines.

Attachments to suit non-Eurohitch loaders are also available
on request. Also check out our FEL hydraulic post hole digger.



* Kubota skid steer hitch



* Kubota BX loader hitch



* FEL post hole diggers

DELMADÉ
PTY LTD
Shaping the Land

1800 335 623

www.delmade.com.au

info@delmade.com.au

7 Roxford Avenue, Westbury, Tas, 7303