

# BERENDS

Made in Australia

## Low Body Mulchers

The multi-purpose, heavy duty mulching mowers are ideal for a variety of mulching applications from rejuvenating old pastures to cutting up prunings, gorse bush and scrub up to 50mm in diameter.

Designed and manufactured in Australia for Australian conditions.

5 year gearbox warranty

Adjustable Cat 1 & 2 linkages with floating top link position for undulating ground.

Heavy duty belt cover with inspection hatch.

Sturdy 5mm top deck

BERENDS  
CYCLOMATIC  
1500

5mm thick front stone guards.

High quality 2 pack paint finish.

Heavy duty 85HP Italian Oil Bath Gearbox  
Series 7 Italian Driveshaft with optional over-run clutch

**Suitable for a large range of surfaces including sports and school grounds, golf courses, vineyards, orchards, general pasture and road-side contacting. Also available with hydraulic side-shift which moves the mulcher up to 230mm in either direction**


Standard with adjustable rear roller.  
Fitted with triple sealed bearings with grease release seals.

Optional adjustable skids and wheels are available for depth control.



Adjustable back flap doubles as a scraper for the roller when in the mulching position.




Heavy duty 2" bearings with taper lock centres and dust protection plate. Also fitted with anti-wire rotor guard



**Made in Australia**

All mulchers are completely made in house, including the balancing of the rotors.. Constructed from a thick high tensile rotor tube, there is the option of either hardened steel Y blades or cast iron T hammers (flails).

The Y blades (pictured top right) are standard and more durable of the two blades whilst the optional T blades (pictured bottom right) provide a cleaner finish which may be required for sports grounds, golf courses or vineyards. T blades will take up to 1/3rd more HP to operate.



Belt drives lessen the shock loads which mulchers have to endure. Consisting of either 3 or 4 belts, depending on size, they are fitted using taper lock pulleys for ease of maintenance (pictured left).

Horsepower requirements largely depend on the terrain and what is being cut, however one should allow approximately 8HP per foot (300mm) of mulcher

Low Body	Model 1500	Model 1800	Model 2100	Model 2400
Cutting Width	1.40m	1.75m	2.05m	2.35m
Overall Width	1.70m	2.00m	2.30m	2.60m
Body Height	500mm	500mm	500mm	500mm
Weight	400kg	490kg	54kg	580kg
Tractor HP range (approx)	40-60	48-72	56-84	64-96
Blade tip speed	200km/hr	200km/hr	200km/hr	200km/hr
Rotor speed at 540rpm	2268rpm	2268rpm	2268rpm	2268rpm
No. Y blades	32	40	48	56
No. Tee hammers (flails)	16	20	24	28
No. "SPB" vee belts	3	3	4	4
Rotor size	168 x 11.0mm	168 x 11.0mm	168 x 11.0mm	168 x 11.0mm
Alignment (adjustable)	Offset	Offset/Centre	Offset/Centre	Offset/Centre

8' (2400) Centre mount model mulching maize.



6' (1800) Offset model mulching pasture.



206 Birralee Road, Westbury, Tas 7303  
 Freecall 1800 335 623 [www.delmade.com.au](http://www.delmade.com.au)